

NEW PRODUCTS 2018

# Teledataone

*The Italian Touch!*



## FIRE System

### FIRE DETECTION Solution

The TELEDATA products for the fire detection are compliant to the legislations in force EN 54/2 54/4 related to the fire detection (EN 54-2) and the power supply (EN 54-4). The TELEDATA fire detection panels are capable to manage up to 240 detectors for loop offering solutions from 1 loop (TELEDATA ONE) up to 16 loops (OLYMPIA).

TELEDATA offers technical innovations such as

- The use of a digital communication protocol on 2 voltage levels with the improvement of the quality and the reliability of the loop communication and the distance increment of the closed loop up to 6 Km.

Elegant design and available for all the different applications.

Available also in analog addressable version.

- The short cut detection integrated in the analog addressable modules and detectors, avoiding the use of external insulators.

The system management becomes easier by using the model ONE KBD remote keypads with push buttons, display and signaling LEDs.

The management of the control panel can be done by using any communication line or Ethernet network using the appropriate WINWATCH32 software.

The management of the fire control panels on graphic maps is integrated with the management of burglar, CCTV, access control and building automation systems.

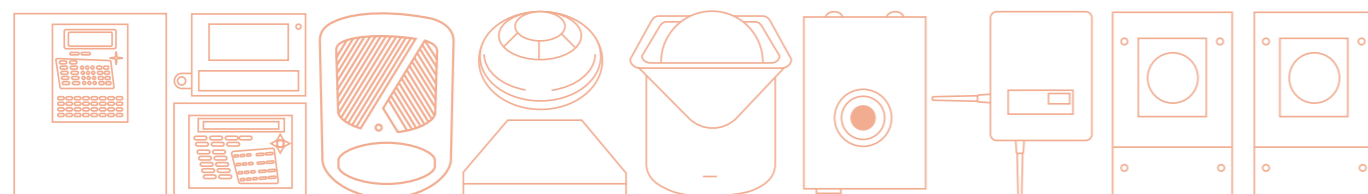


Teledata has been designing and manufacturing safety electronic devices for 40 years. In the early years, the company started its business manufacturing ad hoc electronic solutions for aerospace applications for national and foreign leader companies. This allowed the know-how of the company to achieve the highest levels in cutting-edge electronics sector.

During this period the company widened its horizons developing specific solutions for the safety field, which in the early eighties occupied a market in which no standard solution existed.

Over the years, Teledata continued investing in the safety field combining system design with large-scale manufacturing of high technological content. The company continued with the design and manufacturing of electronic devices, while constantly generating and increasing the value chain benefiting the final customers.

Teledata today offers a self production range of safety system and fire prevention products; it has an important presence on the international market, and gives an important contribution to export the Made in Italy excellence. The company participates in several national and international work committees sharing experience, necessities, goals, actions and values to have previews and perspectives for tomorrow's market.





# Superior technology and ease of use make this system truly UNIQUE!

## 1. End User

For the first time in the fire industry, even the end-user can interact with a control panel! End-user can access to their own personal screen at any time, without a password, allowing them to see the events divided by: All, Alarms, Faults, Dates, Loop or by area. Or simply call assistance with a touch!

## 2. Log In

Once logged on the system, the end-user, maintenance technician or programmer will gain immediate access to his own user menu. Only the 4-6 keys specially designed for each user will appear on the touch screen! Everything is quick and easy: mistakes are virtually impossible! Finally a fire control panel that's easy-to-understand!

## 3. Operator Menu

Teledata one is a maintenance technician's dream. Traditional fire control panel force you to use conventional mini displays, often poorly back-lit, with endless menus, perhaps not even in your language, or require you to connect to a pc,

## 4. Diagnostic Map

Teledata One displays the status of the system in a single glance, thanks to its diagnostic map which provides full information: immediately visualizing detectors, input/output modules and all wireless devices market with a "W". The level of dust and consequent inefficiency of a detector is indicated with different colours.

## 5. Detailed Information

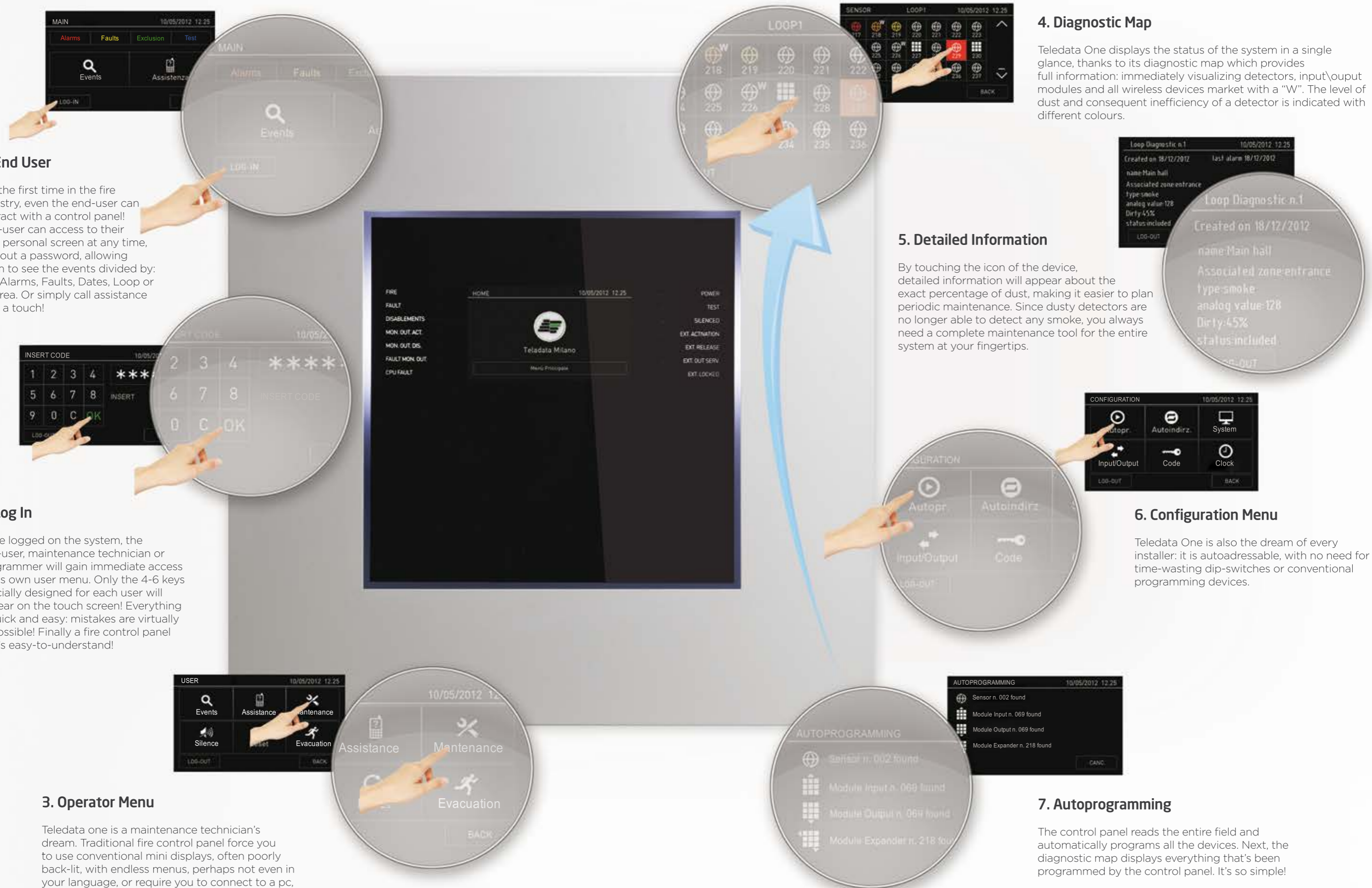
By touching the icon of the device, detailed information will appear about the exact percentage of dust, making it easier to plan periodic maintenance. Since dusty detectors are no longer able to detect any smoke, you always need a complete maintenance tool for the entire system at your fingertips.

## 6. Configuration Menu

Teledata One is also the dream of every installer: it is autoaddressable, with no need for time-wasting dip-switches or conventional programming devices.

## 7. Autoprogramming

The control panel reads the entire field and automatically programs all the devices. Next, the diagnostic map displays everything that's been programmed by the control panel. It's so simple!



# Completely touch screen and expandable to 9 loops, the new fire alarm system is made in Italy"




## Unique Design.

Its name is One, since it offers all the information and instructions you need on a single touch screen!  
A unique Italian design with programmable side led.



## Custom.

Teledata One is available in: White, black, or in custom painted shades colours  
A refined object of refined Italian design, which can also feature your trademark, since it is completely customizable, even with:  
White or tri-color backlighting LED.  
Fully customizable for OEM, certificate, logo and color.



## Touch Interface.

It's made to be touched: the first certified fire panel fully touch!  
A totally touch screen panel with easy use interface.

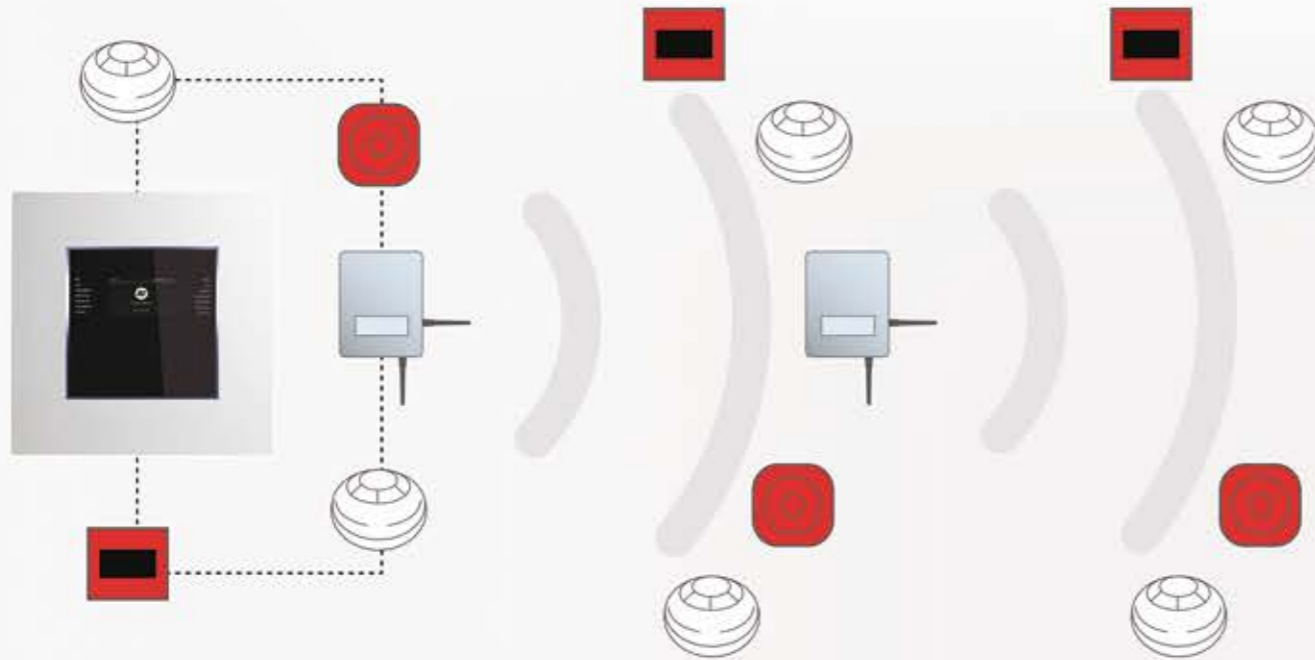


## All languages.

A superior quantity of characters and symbols. Up to 111 languages.

# Safety & Simplicity

## All in one!.. All for you!



### Wireless.

Hybrid solution for wired and wireless devices.



### Auto addressing.

Auto addressing function with logical mapping position.



### Multi protocol.

Multi protocol devices and detectors.



### Extinguish module.

Extinguish module option.



### Expandibility.

Connect up to 128 panels on a network loop, to manage massive systems with more than 250,000 devices.



### Redundancy.

The only fully redundant control panel made in Italy! All the individual components, from the CPU, to the power unit and other parts, can be redundant, to protect people's lives better, well beyond ordinary fire-prevention standards.

When combined with the extensive range of compatible industry leading control equipment, Teledata offers the most flexible wireless fire solution available today. Translator Modules are connected onto the control panel loop wiring, either on their own to form a fully wireless system, or mixed with wired field devices to form a Hybrid system. Each of these Translator Modules communicates with up to 128 field devices via a proven wireless protocol, processing the messages received from the field devices and transmitting information about themselves and the devices they support to the system's control equipment. All field devices have a wireless range of 150m in free air, but where greater distances are required the system is supported by a range of Expander and Router Modules which help

to propagate the radio signals. Multiple Translator Modules can be used on each control panel loop and each Translator Module can support multiple Expander Modules making it possible to configure systems of virtually any size and complexity. Where a non-addressable system or a system with an unsupported protocol is present, wireless detection devices can still be achieved in specific areas with the deployment of one Expander Module.



Analogic fire alarm control panel

> **TELEDATA ONE** 1 loop expandable to 9 addressable fire alarm control panel



**HARDWARE features**

- Addressable fire alarm panel with 32-bit microprocessor
- LCD touchscreen display (480x272 TFT 4.3")
- Back light on/off and three settable colors
- 1 addressable loop, expandable up to 9 loops (with 4 One2) configurable as open or closed
- Digital protocol
- Frontal LEDs with three settable color: white, blue and green
- each loop supports 240 addressable devices
- Short-cut circuit protection
- 14 front LED for events
- Silenceable and excludable signaling buzzer
- 1 monitored output for siren or dialer (24Vdc 1A)
- General Output dry contact 1A 30Vdc 120 Vac
- 1 general open collector output
- 1 RS 485 line for peripherals (maximum current value)
- 1 RS 232 and 1 micro USB for programming and remote management
- Ethernet card 10 Mbit/s (Optional PTLAN)
- 56 LED zone (option card ONE 56)
- Ring Network Card between central (optional ONE RING tab)
- Maximum 14 remote control panels can be connected to the RS485 BUS max 800m distance (ONE KBD)
- With four additional One2 needed supplementary power supply (ONEPW)
- Two 12 V Battery: capacity 17Ah each
- Automatic test of efficiency batteries and battery disconnection in case of deep discharge
- Auxiliary power output 24 Vdc 500mA with shortcut protection
- Dimensions: 410 x 410 x 120 mm
- Weight: 6,1Kg (without batteries)
- Power supply: 230Vac
- Current absorption: 300mA
- Maximum current external loads: 500mA
- Operating Temperature: 0C°/ +50C°
- Maximum current on loop: 500mA

**SOFTWARE features**

- 240 addressable devices for one loop
- hybrid systems wired/radio
- 192 programmable zones
- 192 logic functions
- more than 1000 events reported into archive
- Internal clock
- Auto programming analog devices on loop
- Auto addressing analog devices on loop\*
- Mapping analog devices on the loop
- Ring connection with other stations using a fault tolerant network
- Multilingual management
- Customizable with personal logo
- Management of detectors and analog modules of different types:
  - Managed Thermal and optical detectors in the sema loop
  - Input modules
  - Output Modules
  - Buttons addressed
  - Analogue Addressable Sirens multiprotocol
- Colorful LED selectable
- Programmable locally or remotely by dedicated software
- Multi - Protocol Teledata and Apollo
- MODBUS TCP/IP/MODBUS RTU protocol over IP (TCP option card MCGTWMDB)
- Certified Product Standards EN54-2 and EN54-4
- CE Marking (EMC low-voltage directive)

TeledataOne, is the fire alarm control panel of the future, completely made in Italy. First alarm control panel with touch-screen technology and certified EN 54-2 and 4. The GUI interface is user friendly, you can program the panel without a manual. The levels of access are three, are projected to facilitate the use to each type of OPERATOR (installer, Head of Security and End User). TeledataOne is multiprotocol and it is available until 9 loops, each of they settable with protocol Argus or Apollo. With one panel you can connect up 2160 devices, in fact each loop supports 240 devices. If you want to interface still more devices you can create a ring of TeledataOne through the One Ring, so your place will be even more secure.

TeledataOne allows to use wired devices and wireless device in the same system. TeledataOne records each alarm and fault, so they are visible into "historical events", where you can divide the historic by date, events, zones and loops.

The export of ONE's devices diagnostic, panel configuration and historical events is very easy with a USB pendrive. TeledataOne also have a unique design, the mechanics are available in different colors, the background with 3 LED colors can be added or removed. Also, on request, Teledata gives you to customize the central inserting the logo of your company. TeledataOne want be so a international product, that it manages 111 languages and their alphabets. To increase even more the easy of use for the programming of TeledataOne there is OneCloud, thanks it you can configure the panel with a device connected to a Internet network(PC, smartphone, tablet...) comfortably, far from central panel, and import the configuration on your TeledataOne, so easy with a USB pendrive.

**Available protocols in all Teledata panel range**



**Custom Colors**





### > ONE 2 Expansion card with 2 loops for Teledata One

With ONE2 you can extend the management capabilities of TeleData one. One card has 2 supplementary loops, both have same features of master panel. The mounting is internal into fire alarm panel and doesn't modify the design.

#### Technical Features

- 2 loops
- up to 4 One2 for one TeledataOne
- Certified device according to EN54-2
- Loop configurable as open or closed loop
- Maximum number of devices per loop: 240
- Internal mounting of the center by connector of the master board
- 2 programmable relay output of monitored alarm
- Multi - Protocol Teledata Apollo

### > ONE 56 Panel led for alarms of zones



Panel led One56 is applicable below display of TeledataONE, without to modify form and design. Thanks to panel you can have a light signal of alarm of zones and will be possible individuate more fast the number of activate zone.

#### Technical Features

- number of visualizable zones 56
- Operating Temperature: -5 ° C/+ 40 ° C
- Dimensions: 219x58mm
- Red LED Color
- Powered by TeledataOne

### > ONE PW Auxillary power supply for full configuration of TeledataOne



Must be use depending of the number of expansion card used.

- 100-240VAC Input - 1.2A
- 50/60 Hz
- output - 27V, 2.3A
- Operating Temperature: -5 ° C/+ 40 ° C
- Dimensions: 180x61x349mm

### > ONE RING card for ring networks between TeledataOne



With One Ring you can connect in a ring network up to 32 TeledataOne, so is possible to create a system that shares all informations of each single panel.

#### Technical Features

- CAN BUS Connection
- speed communication up to 50 Kbps
- High fault tolerant, able in the presence of network failure, to maintain the necessary information pass between the nodes
- Compatible with central Olympia - Teledata One
- Prepared for mounting inside the central Olympia/Teledata One
- Range up to 1,2 km with a special cable
- Consumption 250mA max - 50mA nominal
- 12 Vdc power supply from the central Olympia
- 24 Vdc power supply from the central TeledataOne

### > FDCANMONO Mono mode optical fibre converter with ST connector for Olynet card \*on request

- Power supply: 12Vcc

### > FDCANMULTI Multi mode optical fibre converter with ST connector for Olynet card \*on request

- Power supply: 12Vcc



### > ONE KBD Remote Touch screen panel with iron case for TeledataOne and One Mini

Same as to the TeledataOne the OneKBD is easy and intuitive to use. All functions can be reached with a touch according to the different levels of access. It offers the possibility of events and historical display .

#### Technical Features

- graphical touch screen display (480x272 TFT 4.3 ")
- 14 front LED
- 2 line RS 485 for the connection
- Operating Temperature:- 5°C/+40°C
- Power supply: 27.6vdc
- consumption: 90mA
- Talk Speed: 38400 bps
- Maximum number of ONEKBD that can be connected to a control center: 14
- Dimensions: 210x120x30 mm
- Weight: 1kg
- Level of protection: IP30

### > PTLAN Ethernet interface for TeledataOne




This card is a serial TTL interface powered by TeledataOne and mounted internally

#### Technical Features

- Powered by central
- From 300 to 900 kbps
- Control signals: RTS, CTS, DTR, DCD
- Ethernet 10 Base - T
- RJ45 connector
- Operating Temperature: -10C ° to + 50 ° C °
- Dimensions: 45x90x28 m

### > MCGTWMBD Protocol converter for MODBUS protocol



#### Hardware features:

- Unit microprocessor controlled 133 MHz
- 32Mbytes Flash expandable to 64Mbytes
- 32Mbytes Ram expandable to 64Mbytes
- Embedded Operating System
- Network interface card Ethernet 10 100 Base T Integrated
- 1 RS232 serial line protocol for interfacing with central IEC 79/5 - 79/6
- Internal battery backup
- Power supply: 12Vdc
- Power consumption: 480 mA
- Operating Temperature: 0 ° -50 °
- Relative Humidity: 0% -95%
- Weight: 3,5Kg
- Dimensions: 208x152x65mm

#### FUNCTIONAL

- Protocol converter on MODBUS RTU over TCP/IP or Modbus TCP/IP by RS232 serial CEI 79/5 - 79/6
- Prepared for future expansion and customization according to specific projects.

### > FDSMART400 3g dialer EN54 21 certified \*Q3 2017



#### Technical Features

- 4G dialer with Touch screen integrated
- Multilanguage interface
- Available protocols Contact ID, SIA(1/3 livelli) e Fast format (scancom)
- SMS message system interface
- 4 Input and 4 relè outputs
- Certified EN54 21, EN50136-2, EN50131-1& EN50136-1 (grado 2 e 3)
- Power and consumption 9-28Vdc 151mA
- Working temperature -10C + 55 C
- Size 110x150 mm





> **ONE MINI** 1 loop addressable fire alarm control panel \*Q3 2017



**HARDWARE Features**

- Addressable 32-bit microprocessor panel with graphical touchscreen display (480 x 272 TFT 4.3 ")
- 1 addressable loop with digital protocol configurable as open or closed
- 240 addressable devices on loop
- Up to 14 remote control panels can be connected to the RS485 BUS max 800m distance (cod. Art. ONE KBD)
- Short circuit protection
- 14 Front LEDs
- 2 monitored output for siren or optical-acoustic signaling (24Vdc 1A)
- General clean contact output 1A 30Vdc 120 Vac
- 1 general fault output
- 1 RS 485 for peripherals
- 1 RS 232/micro USB for programming and remote management.
- Ethernet card 10-100 Mbit/s (optional cod. Art. PTLAN)
- 16 LED zones
- Ring network adapter between panels (optional cod. Art. ONERING)
- Battery capacity: 2 x 7.2 Ah
- Efficiency test batteries and battery disconnection in case of deep discharge
- Operatin temperature from 0° to 50° degrees
- Auxiliary power output 24 Vdc 500mA with short protection
- Dimensions: 330 x 310 x 80 mm
- Power supply: 230Vac

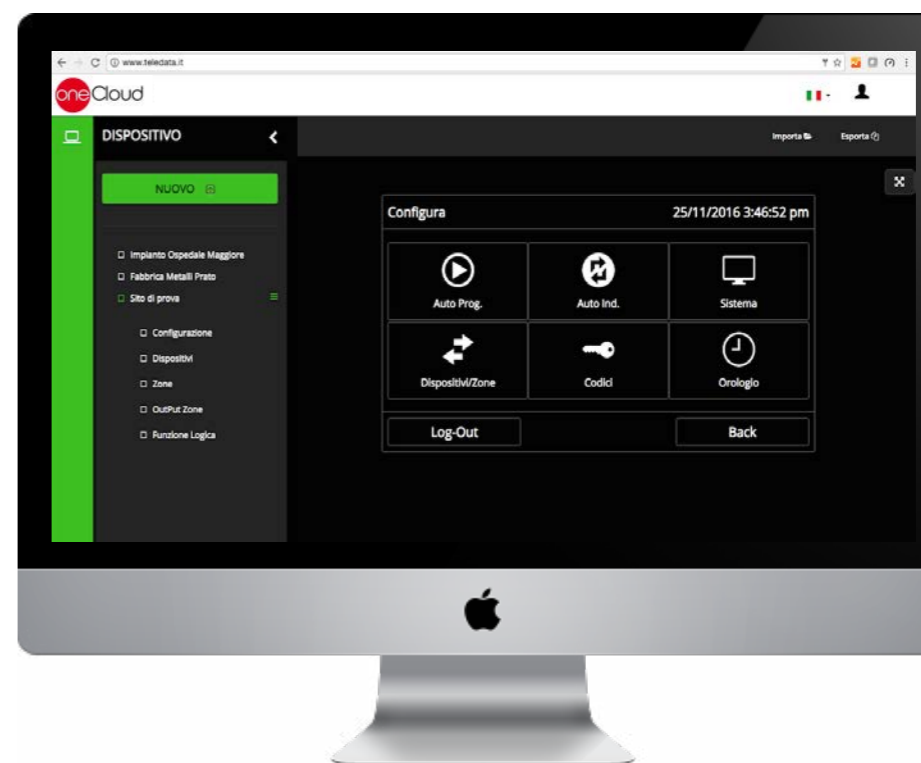
**SOFTWARE Features**

- Up to 240 addressable devices for the loop
- hybrid yarsn/radio
- Division up to 192 areas
- 96 logic functions
- Store more than 1000 events
- Auto programming analog devices on loop
- Auto addressing analog devices on loop
- Mapping analog devices on loop
- Ring connecting with other central using a fault tolerant network
- Multilingual management
- Fully customizable with personal logo, Color
- Touch screen and side multi-color LED
- Management of detectors and analog modules of different type
  - thermal and optical detectors mixed
  - Input Modules
  - Output Modules
  - buttons addressed
  - Analog Addressable sirens multiprotocol
- Selectable colored LED
- TCPIP Protocol MODBUS/MODBUS RTU over TCP IP (optional cod. Art. MCGTWMDB)
- Certified Product Standards EN54-2 and EN54-4

**Available expansion and accessories for One Mini**

- ONE RING
- ONEKBD
- PTLAN
- MCGTWMDB
- FDSMART400

> **ONE CLOUD** The new area of commissioning!



www.teledata.it

With OneCloud, the commissioning now is more innovative. The panels has different modes of programming capability, such as USB import , and direct programming from the touch screen; OneCloud innovated cloud based programming, allowing the engineer to program the panel over the cloud saving time and visits to site.

Additional unique industry benefits of OneCloud are:

- Same identical and user friendly GUI Interface of all the Teledata panel range (It's not necessary to learn two different programming tool anymore)
- Full back up of all your customers vital programming
- Live remote support on the actual programming which would be installed on site (done with customer authentication sharing permission)

Everything free of charge!



# one Detector



## > ONEDETECTOR Optical and thermal detector with short circuit isolator

It ensures an analysis of air condition and temperature of the protected area, and immunity to false alarms. The 360° visible LED with three different colours signals a condition of alarm (red), fault (yellow) and localization (green). Each detector is provided with an integrated isolator circuit, that automatically takes action in case of need. The address can be programmed by means of the programmer or with the addressing function of Teledata smoke detection panels. It is provided with tools for base numbering and locking pin against unwanted removal.

### Features

- Low profile thermal and thermovelocimetric smoke detector to be combined with ONEBASE
- Thermovelocimetric function at 58°C
- Thermal function at 78°C
- Built with multicolored plastic material, modern design.
- It can be programmed to operate at 58°C or 78°C
- Built with ABS plastic material with stabilized UV,
- Modern and compact design, low aesthetical impact
- Integrated self adapting function, to suit environmental changes
- Remote LED control option
- Power supply: 18-35V • Average current consumption: 90 QA
- IP40 degree of protection
- Maximum current consumption remote LED: 15mA
- Operating temperature: -30°C + 70°C
- Max humidity: 95% non-condense • Height: 48mm with base
- Diameter: 92mm • Weight with base: 120g

## > ONEDETECTOR2 Thermal and thermovelocimetric detector with short circuit isolator

It ensures the analysis of the air temperature of the protected area and immunity to false alarms. The 360° visible LED with three different colours signals a condition of alarm (red), fault (yellow) and localization (green). Each detector is provided with an integrated isolator circuit, that automatically takes action in case of need. The address can be programmed by mean of the programmer or with the addressing function of Teledata smoke detection panels. It is provided with tools for base numbering and locking pin against removal.

### Features

- Low profile thermal and thermovelocimetric smoke detector to be combined with ONEBASE
- Thermovelocimetric function at 58°C
- Thermal function at 78°C
- Built with multicolored plastic material, modern design.
- It can be programmed to operate at 58°C or 78°C
- Built with ABS plastic material with stabilized UV,
- Modern and compact design, low aesthetical impact
- Remote LED control option
- Power supply: 18-35V • Average current consumption: 90 QA
- IP40 degree of protection
- Maximum current consumption remote LED: 15mA
- Operating temperature: -30°C + 70°C
- Max humidity: 95% non-condense • Height: 48mm with base
- Diameter: 92mm • Weight with base: 120g

## > ONEDETECTOR1 Optical detector with short circuit isolator

It ensures an analysis of air condition of the protected area, and immunity to false alarms. The 360° visible LED with three different colours signals a condition of alarm (red), fault (yellow) and localization (green).

Each detector is provided with an integrated isolator circuit, that automatically takes action in case of need. The address can be programmed by mean of the programmer or with the addressing function of Teledata smoke detection panels. It is provided with tools for base numbering and locking pin against unwanted removal.

### Features

- Low profile optical smoke detector to be combined with ONEBASE
- Built with ABS plastic material with stabilized UV,
- Modern and compact design, low aesthetical impact
- Integrated self adapting function, to suit environmental changes
- Remote LED control option
- Power supply: 18-35V • Average power consumption: 90 QA
- IP40 degree of protection
- Maximum current consumption remote LED: 15mA
- Operating temperature: -30°C + 70°C
- Max humidity: 95% non-condense • Height: 48mm with base
- Diameter: 92mm • Weight with base: 120g

## > ONEBASE Base for ONEDETECTOR detector

Built with ABS plastic material with stabilized UV, modern design. It can be used for the mounting of any detector belonging to ONEDETECTOR series.

### Features

- Diameter: 92 mm • Height: 16 mm • Weight: 35g
- Operating temperature: -30°C + 70°C
- Max. humidity: 95% non condensing
- Output for remote optical repeater



## > ONECALLPOINT Addressable call point

Activation is signaled with a red led and glass break effect, the call point can be reset with the provided key. Each call point is provided with integrated short circuit isolator that automatically takes action in case of need.

The address can be programmed by means of the programmer or with the addressing function of Teledata smoke detection panels. It is provided with tools for base numbering and locking pin against unwanted removal.

### Features

- Provided with integrated isolator circuit
- Red color led
- Flush-mounted installation tool included
- Power supply: 18-35V
- Average current consumption: 120 QA
- LED current consumption: 6mA (24V- line)
- Operating temperature: -20°C + 65°C
- Max. humidity: 95%
- Dimension: 87x87x54 mm
- Max. Cable cross section 2.5 mm



Addressable module with integrated isolator in Micro format



> **ONEMICROM10**

Input addressable module with short circuit isolator in Micro format

> **ONEMICROM01**

Output addressable module with short circuit isolator in Micro format

> **ONEMICROM11**

Input and output addressable modules with short circuit isolator in Micro format

Using these devices it is possible to interface the loop with different systems, or to activate, by means of output modules, any type of output (sounders, light signals, fire doors electromagnets, etc.). Reduced dimension permits device installation in any environment type. Devices are provided with integrated short circuit isolator, and addresses can be programmed by means of the programmer or with the addressing function of Teledata smoke detection panels.

- Monitored input able to detect different thresholds
- Average current consumption: 120 QA
- LED current consumption: 6mA (24V- line)
- Provided with integrated isolator circuit
- Relay output: 30Vdc 2°
- Operating temperature: -30°C + 70°C • Max. humidity.: 95% non condensing
- Max. Cable cross section 2.5 mm
- Power supply: 18-35V
- Dimensions: 58x28x15 mm • Weight: 13g



Addressable modules and multi-modules with integrated isolator

Using these devices it is possible to interface the loop with different systems, or to activate, by means of output modules, any type of output (sounders, light signals, fire doors electromagnets, etc.).

> **ONEMODULE300**

3 input addressable module with short circuit isolator

> **ONEMODULE301**

3 input and 1 monitored output addressable module with short circuit isolator

> **ONEMODULE111**

1 input, 1 C form output and 1 monitored output addressable with short circuit

> **ONEMODULE120**

1 input, 2 C form output addressable module with short circuit isolator

Reduced dimension permits device installation in any environment type. Devices are provided with integrated short circuit isolator, and addresses can be programmed by means of the programmer or with the addressing function of Teledata smoke detection panels.

- Monitored input able to detect different thresholds
- Average current consumption: 120 QA
- LED current consumption: 6mA (24V- line)
- Provided with integrated short circuit isolator
- Relay output: 30Vdc 1A
- Operating temperature: -30°C + 70°C • Max. humidity.: 95% non condensing
- Max. Cable cross section 2.5 mm
- Power supply: 18-35V
- Dimensions: 106x54x27 mm • Weight: 70g



> **SOUND100** Addressable sounder EN54 3 with short circuit isolator

Sound emission can be manually adjusted on the sounder itself. At the moment of activation, groups of sounders can be synchronized.

Each sounder is provided with integrated isolator circuit, that automatically takes action in case of need. Addresses can be programmed by means of the programmer or with the addressing function of Teledata smoke detection panels.

**Features**

- Red plastic enclosure
- Provided with integrated isolator circuit
- Power supply: 19-30Vdc (per EN 54-3)
- Average power consumption: 120 QA
- Current consumption with operating sounder: 5-7mA (24V- line)
- Sounder output: 80 - 100dB
- Initiation tripping time: 2 sec
- IP degree: IP65
- Max. Cable cross section 2.5 mm2
- Operating temperature: -10°C /+55°C
- Max. humidity: 85% non condensing
- Dimensions: diameter 100mm height 92mm
- Weight: 190g



> **SOUND110** Addressable sounder with flashing light EN54 3 and 23 and short circuit isolator

Sound emission can be manually adjusted on the sounder itself. At the moment of activation, groups of sounders can be synchronized. Each sounder is provided with integrated isolator circuit, that automatically takes action in case of need. Addresses can be programmed by means of the programmer or with the addressing function of Teledata smoke detection panels.

**Features**

- Red plastic enclosure
- Provided with integrated isolator circuit
- Power supply: 19-30Vdc (for EN 54-3)
- Average power consumption: 120 QA
- Current consumption with operating sounder: 30mA (24V- line)
- Sounder output: 80 - 100dB
- Initiation tripping time: 2 sec
- IP degree: IP65
- Max. Cable cross section 2.5 mm2
- Operating temperature: -10°C /+55°C
- Max. humidity: 85% non condensing
- Dimensions: diameter 95mm height 125mm
- Weight: 305g



> **SOUND101** Addressable sounder EN54 3 with flashing light and short circuit isolator

Sound emission can be manually adjusted on the sounder itself. At the moment of activation, groups of sounders can be synchronized. Each sounder is provided with integrated isolator circuit, that automatically takes action in case of need. Addresses can be programmed by means of the programmer or with the addressing function of Teledata smoke detection panels.

**Features**

- Red plastic enclosure
- Provided with integrated isolator circuit
- Power supply: 19-30Vdc (for EN 54-3)
- Average power consumption: 120 QA
- Current consumption with operating sounder: 5-7mA (24V- line)
- Sounder output: 80 - 100dB
- Initiation tripping time: 2 sec
- IP degree: IP65
- Max. Cable cross section 2.5 mm2
- Operating temperature: -10°C /+55°C
- Max. humidity: 85% non condensing
- Dimensions: diameter 100mm height 92mm
- Weight: 190g



### > Onepower power supply system systems

Power supply solution of One series are a perfect power supply for all the devices of the area protected by the detection system. They are in accordance with all EN54 regulations, they are fully monitored and certificated, and provided with switching technology.

They can be operated independently or connected with Bus RS485, to be then connected to One series control panels. They are provided with thermo probe to modify charging voltage and adapt it to operating temperature. They are able to check network presence, battery failure, faulty or low battery.



#### > ONEPOWER25

2,5A power supply system

##### Features

- Input voltage: 85-264VAC
- Frequency range:47-63Hz
- 2 power outputs, short circuit protected and with current limited to 4A.
- Monitored current consumption for each output
- Possibility to connect it with central BUS RS485 to monitor status
- Integrated and independent charger, with thermo probe to check battery temperature.
- Battery monitoring.
- Battery disconnection in case of low battery.
- 6 open collector outputs to report LOW BATTERY, MISSING BATTERY, CHARGER FAULT, OUTPUT OVERCURRENT, AC MAINS FAILURE, BATTERY FAULT
- Relay output to report generic faults.
- Internal switching feeding system from 3,2 A to 28V.
- Battery compartment for two 7Ah, 12V batteries.
- Dimensions (HxWxD): 297 x 285 x 80+8 mm.
- Weight (without batteries): 2,2 kg.

#### > ONEPOWER50

5A power supply system

##### Features

- Input voltage: 85-132VAC/179-264VAC by switch
- Frequency range:47-63Hz
- 2 power outputs short circuit protected and with current limited to 4A.
- Current consumption monitored for each output.
- Possibility to connect it with central BUS RS485 to monitor status
- Integrated and independent charger, with thermo probe to check battery temperature.
- Battery monitoring.
- Battery disconnection in case of low battery.
- 6 open collector outputs to report LOW BATTERY, MISSING BATTERY, CHARGER FAULT, OUTPUT OVERCURRENT, AC MAINS FAILURE, BATTERY FAULT
- Relay output to report generic faults.
- Internal switching feeding system from 6,5 A to 28V.
- Battery compartment for two 7Ah, 12V batteries or for 26Ah 12V batteries.
- Dimensions (HxWxD): 375 x 420 x 182+8 mm.
- Weight (without batteries): 7,5kg.

## > ONE APOLLO RANGE

All products after this page are a range of products dedicated to Apollo partners.

To get more commercial information on this product range please speak to a Teledata or Apollo sales representative.



> **ONE APOLLO** 1 loop expandable to 9 addressable fire alarm control panel



**HARDWARE features**

- Addressable fire alarm panel with 32-bit microprocessor
- LCD touchscreen display (480x272 TFT 4.3")
- Back light on/off and three settable colors
- 1 addressable loop, expandable up to 9 loops (with 4 One2) configurable as open or closed
- Digital protocol
- Frontal LEDs with three settable color: white, blue and green
- each loop supports 240 addressable devices
- Short-cut circuit protection
- 14 front LED for events
- Silenceable and excludable signaling buzzer
- 1 monitored output for siren or dialer (24Vdc 1A)
- General Output dry contact 1A 30Vdc 120 Vac
- 1 general open collector output
- 1 RS 485 line for peripherals (maximum current value)
- 1 RS 232 and 1 micro USB for programming and remote management
- Ethernet card 10 Mbit/s (Optional PTLAN)
- 56 LED zone (option card ONE 56)
- Ring Network Card between central (optional ONE RING tab)
- Maximum 14 remote control panels can be connected to the RS485 BUS max 800m distance (ONE KBD)
- With four additional One2 needed supplementary power supply (ONEPW)
- Two 12 V Battery: capacity 17Ah each.
- Automatic test of efficiency batteries and battery disconnection in case of deep discharge
- Auxiliary power output 24 Vdc 500mA with shortcut protection
- Dimensions: 410 x 410 x 120 mm
- Weight: 6,1Kg (without batteries)
- Power supply: 230Vac
- Current absorption: 300mA
- Maximum current external loads: 500mA
- Operating Temperature: 0C°/ +50C°
- Maximum current on loop: 500mA

**SOFTWARE features**

- 240 addressable devices for one loop
- hybrid systems wired/radio
- 192 programmable zones
- 192 logic functions
- more than 1000 events reported into archive
- Internal clock
- Auto programming analog devices on loop
- Auto addressing analog devices on loop\*
- Mapping analog devices on the loop
- Ring connection with other stations using a fault tolerant network
- Multilingual management
- Customizable with personal logo
- Management of detectors and analog modules of different types:
  - Managed Thermal and optical detectors in the sema loop
  - Input modules
  - Output Modules
  - Buttons addressed
  - Analogue Addressable Sirens multiprotocol
- Colorful LED selectable
- Programmable locally or remotely by dedicated software
- Apollo Core Protocol (which include XP95 & Discovery Protocols)
- MODBUS TCP/IP/MODBUS RTU protocol over IP (TCP option card MCGTWMDB)
- Certified Product Standards EN54-2 and EN54-4
- CE Marking (EMC low-voltage directive)

OneApollo, is the fire alarm control panel of the future, completely made in Italy. First alarm control panel with touch-screen technology a certified EN 54-2 and 4. The GUI interface is user friendly, you can program the central without a manual. The levels of access are three, are projected to facilitate the use to each type of OPERATOR (installer, Head of Security and End User).

OneApollo is expandable up to 9 loops, each loop is available only with Apollo Core Protocol (which include XP95 and Discovery Protocol). With OneApollo you can connect up 2160 devices, in fact each loop supports 240 devices. If you want to interface still more devices you can create a ring of OneApollo through the One Ring, so your place will be even more secure. OneApollo allows to use wired devices and wireless device in the same system. OneApollo records each alarm and fault, so they are visible into "historical events", where you can divide the historic by date, events, zones and loops. The export from OneApollo of diagnostics of devices, central configuration and historical events is very easy with a USB pendrive. OneApollo also have a unique design, the mechanics are available in different colors, the background with a LED colors can be added or removed. Also, on request, Teledata allow you to customize the panel inserting the logo of your company. OneApollo is an international product, it manages up to 111 languages and their alphabets.

To increase even more the easy of use for the programming of OneApollo there is OneCloud, thanks to OneCloud you can configure the central with any type of device connected to a Internet network (PC, smartphone, tablet...) comfortably, far from central panel, and import the configuration on your OneApollo, so easy with a USB pendrive.

**Custom Colors**









